

# UNITED STATES PATENT OFFICE.

TELLO JAMES D'APÉRY, OF NEW YORK, N. Y., ASSIGNOR OF ONE-HALF TO  
MAY IRWIN, OF NEW YORK, N. Y.

## EXTENSION-TABLE.

SPECIFICATION forming part of Letters Patent No. 687,712, dated December 3, 1901.

Application filed January 30, 1901. Serial No. 45,313. (No model.)

*To all whom it may concern:*

Be it known that I, TELLO JAMES D'APÉRY, a citizen of the United States, and a resident of New York, in the county of New York and State of New York, have invented certain new and useful Improvements in Extension-Tables, of which the following is a specification.

My invention relates to a new and improved extension-table; and the invention consists in the construction, arrangement, and combination of parts, all as hereinafter described and claimed.

In the accompanying drawings, to which reference is made and which form a part of this specification, Figure 1 is a top plan view of a square table made in accordance with my invention. Fig. 2 is a bottom view of the same. Fig. 3 is a plan view of the top, showing the same extended ready to receive the additional leaves, the dotted lines showing the form of two pointed leaves. Fig. 4 is a plan view of the top of the table extended, with four interposed leaves, forming an octagonal top. Fig. 5 is a similar view showing pointed leaves interposed to form a square top with a central opening in the table. Fig. 6 is a bottom view of a circular table, and Fig. 7 is an enlarged detailed sectional view of one of the extension runners or bars.

The top of the table is composed of four sections 2, substantially triangular in form. These sections are each provided with three legs 3, as shown in Figs. 2 and 6, and each section is provided at the bottom with a double extension-rail 4 and a single extension-rail 5 at right angles to each other and which span the space between the adjacent edges of the sections of the top. Each double rail 4 receives a complementary single rail 5, so that two of the sections may be separated or extended in one direction, while the other two may be separated or extended in a lateral direction, thus enlarging the whole body or top of the table. When thus extended, additional leaves 6, 7, 8, and 9 may be put in

place, which are supported on cleats 10 10, secured to the bottom of the sections of the top and also by the rails 4 and 5. In the form shown in Fig. 4 the interposed leaves form an octagon. In the form shown in Fig. 5 the four interposed leaves 12 are pointed at one end and may be put in, as shown in dotted lines in Fig. 3, with the points at the center of the table, or they may be put in the reverse, thus forming a square-topped table and leaving a central opening 13, in which an electric light or other ornament may be temporarily fitted or placed.

In the form of table shown in Fig. 6 the sections 2 of the top are rounded at their outer edges, so that when not extended the table-top is circular.

I do not limit myself to the extension-rails shown, as I may employ any other approved extension mechanism wherein quarter-sections of the table are provided with two extension-rails which project out from the radial edges.

Having thus described my invention, what I claim as new, and desire to secure by Letters Patent, is—

1. A table having a top composed of four separate triangular sections, in combination with eight extension-rails arranged in the form of a square, two of said rails being attached to each section of the top at right angles to each other, substantially as described.

2. An extension-table comprising a top composed of four triangular sections, a single extension-rail attached to each section and projecting beyond one of its radial edges, and a double extension-rail attached to each section and projecting beyond the other of its radial edges, the single and double extension-rails being at right angles and complementary to one another, substantially as described.

TELLO JAMES D'APÉRY.

Witnesses:

LESLIE R. PALMER,  
GEORGE FIELDER.

T. J. D'APÉRY.  
EXTENSION TABLE.

(Application filed Jan. 30, 1901.)

(No Model.)

2 Sheets—Sheet I.

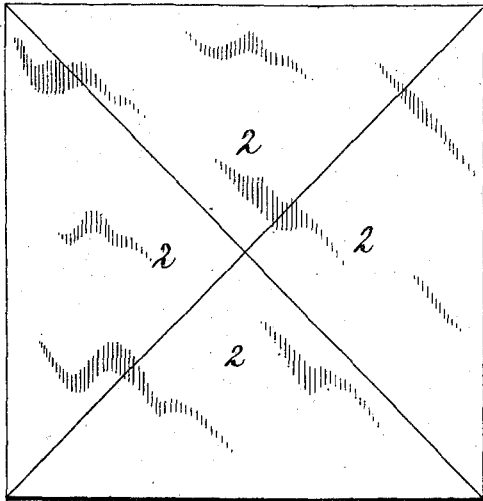


Fig. 1.

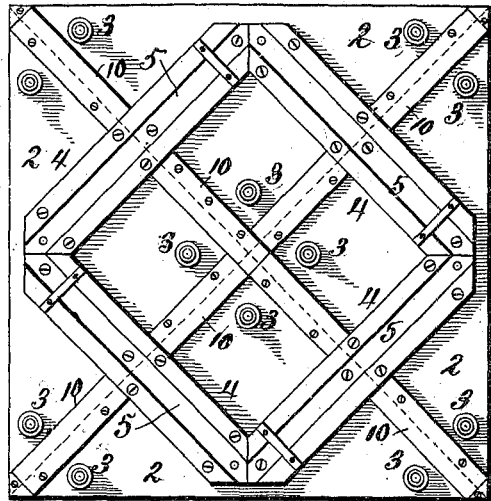


Fig. 2.

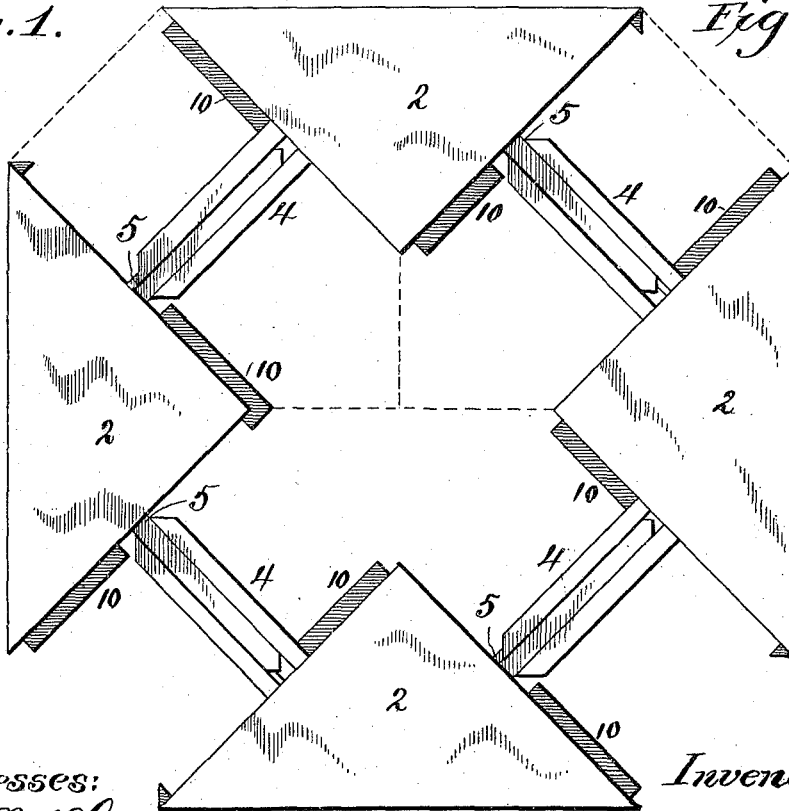


Fig. 3

Witnesses:

J. B. McGivv.

Henry Manchester.

Inventor

Dello James d'Apéry

By H. A. West

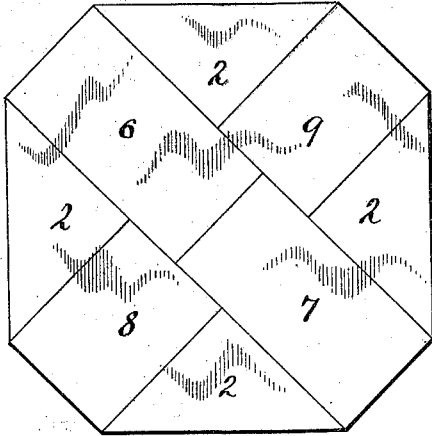
Attorney

T. J. D'APÉRY.  
EXTENSION TABLE.

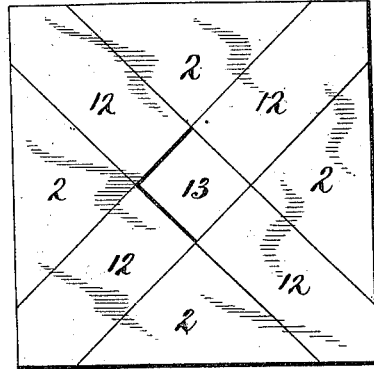
(Application filed Jan. 30, 1901.)

(No Model.)

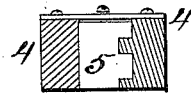
2 Sheets—Sheet 2.



*Fig. 4.*

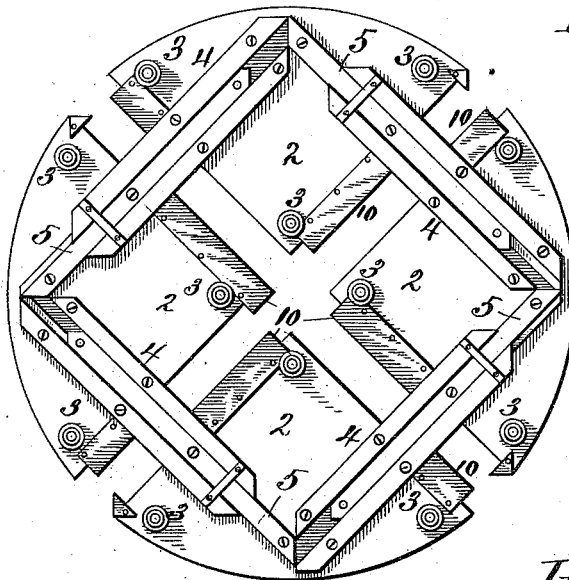


*Fig. 5*



*Fig. 7.*

*Fig. 6.*



Witnesses:  
*J. B. McGinnis*  
*Henry Manchester*

Inventor  
*Jesse James d'Apéry*  
 By *H. A. West*  
 Attorney